

SUPERVISOR TO ATTACH  
PROCESSING LABEL HERE

--	--	--	--	--	--	--	--	--

Write your **student number** in the boxes above.

**Letter**

# Music Repertoire Performance

## Question and Answer Book

VCE Examination – Monday 18 November 2024

---

- Reading time is **15 minutes**: 3.00 pm to 3.15 pm
- Writing time is **1 hour**: 3.15 pm to 4.15 pm

### Approved materials

- Pencil should be used where notation is required.

### Materials supplied

- Question and Answer Book of 16 pages, including blank manuscript for rough work on pages 8, 10 and 14
- An audio recording of musical excerpts for Sections A and B

### Instructions

- All of your work, including rough work, will be considered for assessment.
- You may write at any time during the playing of the audio recording.

Students are **not** permitted to bring mobile phones and/or any unauthorised electronic devices into the examination room.

---

Contents	pages
<b>Section A</b> (2 questions, 20 marks)	2–5
<b>Section B</b> (7 questions, 40 marks)	7–15









**This page is blank.**

**Do not write in this area.**

**Section B – Music language****Instructions**

- Answer **all** questions in the spaces provided. Pencil should be used where notation is required.
- Write your responses in English.
- An audio recording will play continuously throughout Section B.

**Question 3 (2 marks)**

Listen to the following two melodies. Each melody will be played twice. There will be silent working time after each playing.

Melody 1 first playing – 5 seconds of silence

Melody 1 second and final playing – 10 seconds of silence

Melody 2 first playing – 5 seconds of silence

Melody 2 second and final playing – 20 seconds of silence

Six melodies, i, ii, iii, iv, v and vi, are provided below.

i. G C B A G A B G

ii. G D C B G A B G

iii. G D E G F E D G

iv. G D E G F# E D G

v. G D E G F# G D G












vi. G C E G F# E D G

From the options provided above, select **one** that represents each melody played.

Melody 1 \_\_\_\_\_

Melody 2 \_\_\_\_\_

Blank manuscript for rough work if required



Do not write in this area.

**Question 4** (6 marks)

- a. Listen to the following scale or mode. It will be played twice and there will be silent working time after each playing.

First playing – 5 seconds of silence

Second and final playing – 10 seconds of silence

Identify the type of scale or mode that is played.

1 mark

1. \_\_\_\_\_

You will now have three minutes of silent working time to complete **part b** and **part c**.

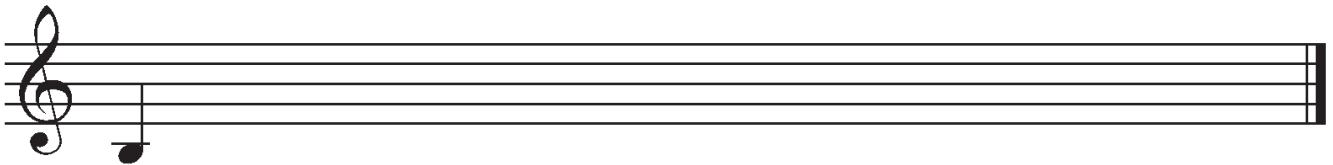
- b. Add the appropriate clef and accidentals to make the following E dorian mode.

3 marks














- c. Write B melodic minor scale of one octave ascending, from the following starting note. Use crotchets and accidentals (no key signature).

2 marks



Blank manuscript for rough work if required



Do not write in this area.

**Question 5** (10 marks)

Listen to the following four-bar melody. The melody will be played five times, with silent working time after each playing. A transcription of the melody is printed below; however, the notation is missing for beat 3 of bar 2 and beats 1 and 2 of bar 3. The rhythm of the missing part is given above the staff. A two-bar count-in will precede each playing.

First playing – 20 seconds of silence

Second playing – 20 seconds of silence

Third playing – 30 seconds of silence

Fourth playing – 30 seconds of silence

Fifth and final playing – 2 minutes of silence

- a. Using the rhythm provided, transcribe the missing notation for bar 2 and bar 3. 7 marks

Flute

1 2

3 4

- b. Name the quality and size of the intervals marked by brackets in the melody above. 2 marks

Bar 1 \_\_\_\_\_

Bar 4 \_\_\_\_\_

- c. Circle the correct scale or mode of the melody above. 1 mark

B harmonic minor      D lydian      D major pentatonic      D mixolydian

You will now have four minutes of silent working time to complete Questions 6 and 7.

**Question 6** (3 marks)

Add an accidental to the second note to make each of the following intervals correct.



major 3rd



diminished 5th



augmented 6th

**Question 7** (4 marks)

Write each triad or 7th chord in the key given, as indicated in the table below. You may use accidentals or a key signature.

Key	A major	C major	B $\flat$ major	G major
Triad or 7th chord	triad built on mediant (3)	7th chord built on supertonic (2)	triad built on submediant (6)	7th chord built on dominant (5)



Do not write in this area.

**Question 8** (7 marks)

Listen to the following chord progression. The chord progression begins on the tonic chord and will be played five times, with silent working time after each playing. Each chord is in root position and the progression ends with a common cadence. The first three chords, plus chord 5 and chord 8 are given.

- a. Identify the bass note and the quality of chords 4, 6 and 7 in the blank spaces of the harmonic grid below.

6 marks

First playing – 5 seconds of silence

Second playing – 5 seconds of silence

Third playing – 5 seconds of silence

Fourth playing – 10 seconds of silence

Fifth and final playing – 20 seconds of silence

**Harmonic grid**            1.            2.            3.            4.            5.            6.            7.            8.












<b>Bass note</b>	A	B	D		A			F#
<b>Quality</b>	major	minor 7th	major		major			minor

- b. Name the cadence \_\_\_\_\_

1 mark

Do not write in this area.

Blank manuscript for rough work if required



Do not write in this area.

**Question 9** (8 marks)

Listen to the following four-bar excerpt for fiddle, upright bass and bodhrán (drum). The excerpt will be played five times.

A one-bar count-in will precede each playing. There will be silent working time after each playing.

First playing – 20 seconds of silence

Second playing – 20 seconds of silence

Third playing – 30 seconds of silence

Fourth playing – 30 seconds of silence

Fifth and final playing – 30 seconds of silence

Transcribe the missing rhythmic notation for bars 3 and 4 of the bodhrán part.

1 Fiddle 2

Upright Bass

Bodhrán (Drum)

3 4

Do not write in this area.

© Victorian Curriculum and Assessment Authority 2024